



2620 Bethelview Dr #400  
Cumming, GA 30040

[www.NaturalSof.com](http://www.NaturalSof.com)

[sales@NaturalSof.com](mailto:sales@NaturalSof.com)  
Telephone: (844) 966-7225  
Fax: (844) 966-7225

## WHAT TO EXPECT FOLLOWING INSTALLATION

### Homes that previously used Ion Exchange (salt based water softeners)

The immediate, noticeable difference following the replacement of a salt based softener with NaturalSof will be the "feel" of the water on your skin when washing. Salt based softeners physically remove minerals from the water. With water that is low in minerals soaps lather very easily and it's harder to rinse from your hair and body. Some note that salt based softened water has a "slimy" feel to it. This is not the case with water treated by NaturalSof as the contents of your water remain the same.

### Untreated homes or homes where previous treatment was ineffective

In homes where no treatment has taken place in the past or previous treatment has been ineffective it's very likely that limescale deposition has occurred. Limescale accumulation will be found in the pipe-work

and in appliances such as the water heater. Following installation of NaturalSof, further limescale is prevented and existing limescale is gradually washed from the system. The gradual removal of existing limescale can take several months and we recommend draining a bucket of water from your water heater every couple of weeks during the de-scaling process.

### Dishwashers


In some rare instances spotting may be found in dishwashers. This is simply alleviated by using products such as "Lemi-Shine".

## WARRANTY INFORMATION:

A Full One Year Money Back Guarantee *(excluding shipping, installation and removal costs)*



This guarantee is valid from the date of purchase, please retain your receipt for validation purposes.



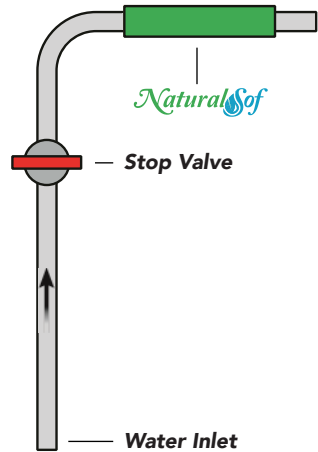
# INSTALLATION INSTRUCTIONS

## Please note prior to installation:

- Less than 5 bathrooms OR less than 5 users – NS1
- 5+ bath and 5+ users – NS6
- Hot water recirculation loops must have a NaturalSof (NS05) installed on the return to the water heater.
- It is **ESSENTIAL** that the direction of flow through the NaturalSof corresponds with the arrow shown on the product label.
- If you have iron content higher than 4ppm in your water an iron filtration unit should be installed ahead of NaturalSof.

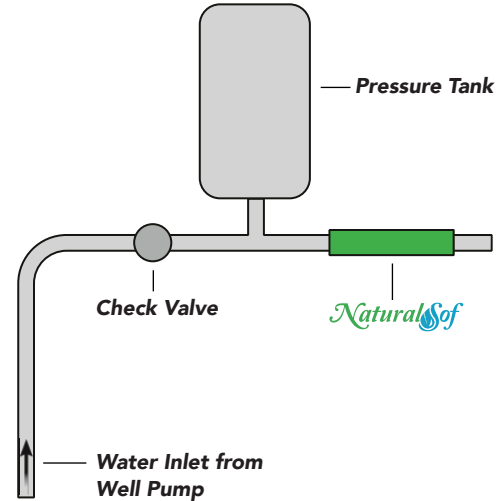
## INSTALLATION:

Installation is straightforward but should be carried out by a licensed plumber. Naturalsof can be installed anywhere prior to the cold/hot split at the water heater. It can be installed underground in a yard/ meter box. It can be horizontal, vertical or angled as long as water flow is in the direction indicated on the unit. NaturalSof has male NPT connections. NaturalSof can be connected to any type of pipe - copper, pex, pvc, galvanized, stainless, etc. NaturalSof is made of stainless steel and does not require dielectric connections.



## WELL PUMP/PRESSURE TANK INSTALLATION:

Installation location in a well system is after the pressure tank.



## SIZING REQUIREMENTS

### NS1 is the norm.

Correctly sizing NaturalSof is important. For homes with less than 5 bathrooms OR less than 5 users, the NS1 is all that is needed. Do NOT install the NS6 on a home with less than 5 bathrooms OR less than 5 users as the 6 GPM needed to activate treatment will rarely if ever be reached.

### NS6 for greater water usage

The NS6 is appropriate for homes that have 5 bathrooms or more AND 5 or more users.

*Note: The pressure drop induced by NaturalSof is negligible at normal flow rates.*

### Irrigation Systems

Irrigation systems are generally timed to run prior to dawn and as such their demand on the system does not coincide with normal daily household usage.